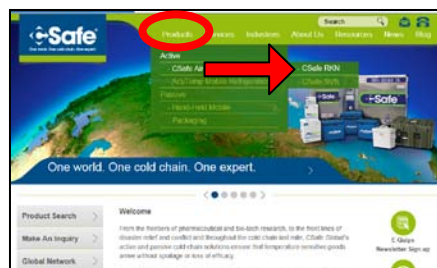


CSafe® Easy Ordering Instructions

If you have a master lease agreement in place with CSafe, follow the instructions below.

Step 1. Visit Our Website

If you would like to request a RKN lease, please visit www.CSafeGlobal.com. At the top of the home page, select “Products” and then “CSafe Air Cargo”. Next, click on “CSafe RKN”.



Step 2. Click “RKN Lease Request”

On the RKN product page, click on “RKN Lease Request” to download the form.



Step 3. Complete Form

Complete the form.

Once you have finished the form, please click “E-MAIL FORM” to email the completed form to CustomerSupport@CSafeGlobal.com.

RKN Request Form

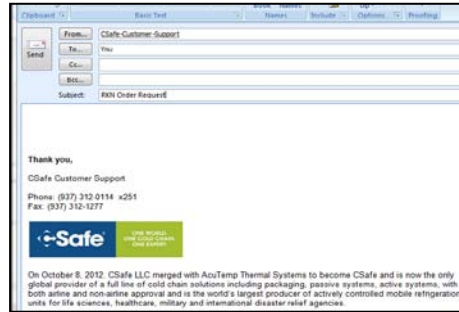


Complete and return the form.

Click above to download and save the RKN Request Form to your computer. After completing the form, choose the email form button to send the form as an email attachment, or print and fax the form to the number provided.

Step 4. Reply from CSafe

CSafe Customer Support will reply with container availability and an Order Acknowledgment via email.



If your company does not have a master lease agreement in place with CSafe, follow the instructions below.

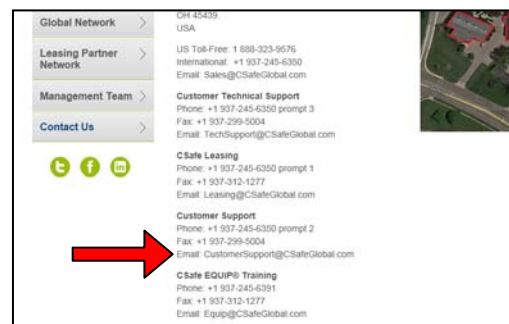
Step 1. Visit our Website

Go to www.CSafeGlobal.com. At the top of the home page, select "About Us" and then click on "Contact Us".



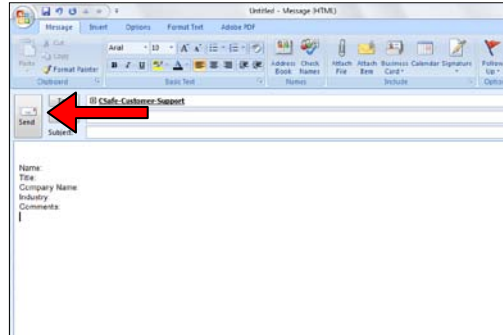
Step 2. Contact

On the "Contact Us" page, please find the "Customer Support" section. Here, you will find the email address to contact our Customer Support team. Click on CustomerSupport@CSafeGlobal.com.



Step 3. Complete Contact Form

Please include all necessary contact information such as name, title, company name, industry and comments.



Step 4. CSafe will Respond

Once submitted, someone from CSafe Customer Support will respond to you via phone or email.

